

@# \$%&!

#### → GRAWLIX

The use of typographical symbols to replace profanity. Mainly used in cartoons and comics. It is used to get around language restrictions or censorship in publishing.



#### → ABOUT

In 1984 Susan Kare worked on the first version of Apple's revolutionary graphical user interface. She began by sketching arrows, buttons, pointing hands, and other visual elements in a notebook. These casual prototypes of the new, user-friendly face of computing were initially drawn with a pen on graph paper, each square representing a pixel.

For long I am fascinated by internet slang and ASCII emoji which unstoppably infiltrated our digital communication. These sequences worked as a short code in several forums and chatrooms. RTFM (yes, Read The Fucking Manual) combines both worlds. Use it to quickly generate custom UI buttons. Instant fun for T-shirts or social media stickers! (Try Sticker Maker.app, it's free)



How does it work? For instance type  
[case sensitive]: ([OH[YES]]) and change the  
font to RTFM and you get this:

**OH YES**

or create a cancel button by typing:  
(<hell<no>) and you'll see this:

**HELL NO**

And if you simply want to quit your chat, just  
type: ([TTYL]) Talk to you later :)

**TTYL**




## STICKERS

How to use the RTFM Sticker template  
(Adobe Illustrator required):

- on layer »Text« just type your text
- choose »Select all«
- choose »Copy«
- lock layer »Text«
- go to layer »Sticker«
- choose »Paste without formatting«
- save
- and export [in an output of your choice]

Have fun and...






---

RTFM works on macOS plus Windows computers and with a few extra steps (try iFont.app, not free) on your Apple mobile devices as well.

Is RTFM free? Nope. But for just 10 EUR you can add RTFM (+ bonus font RTFM Sticker and an Adobe Illustrator template to generate your first buttons / stickers) to your font collection. Just send an email to: [designisfijn@icloud.com](mailto:designisfijn@icloud.com).

RTFM will be updated regularly with more iconic, pixelated design elements from the previous century. Stay tuned in and follow me on Insta: <https://www.instagram.com>






## → SOME ASCII EXAMPLES

SLANG	MEANING	BUTTON
AFAIC	As Far As I Am Concerned	<button>AFAIC</button>
BBK	Back Behind Keyboard	<button>BBK</button>
CUL8R	See You Later	<button>CUL8R</button>
DH	Don't Hurry	<button>DH</button>
EOM	End Of Message	<button>EOM</button>
FYI	For Your Information	<button>FYI</button>
GIGO	Garbage In, Garbage Out	<button>GIGO</button>
GJ	Good Job	<button>GJ</button>



SLANG	MEANING	BUTTON
G2G	Got to Go	
PITA	Pain In The Ass	
PFA	Please Find Attached	
TBH	To Be Honest	
TTYL	Talk To You Later	
TIA	Thanks In Advance	
YGM	You've Got Mail	



\* Senatus Populusque Romanus  
[in Dutch: De Senaat en het Volk van Rome;  
de officiële naam van het Romeinse Rijk]





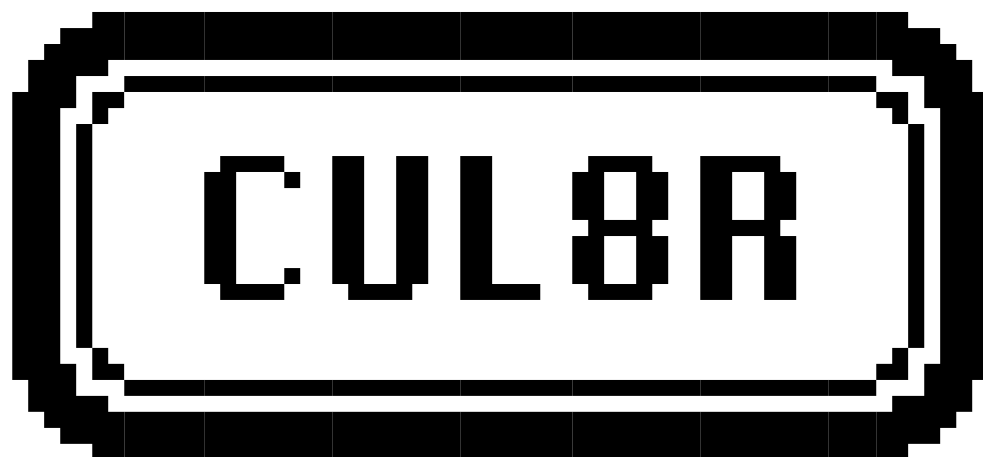
## → QUICK REFERENCE

$$\left( \begin{array}{c} \text{+} \\ \text{=} \end{array} + \begin{array}{c} \text{Y} \\ \text{=} \end{array} + \begin{array}{c} \text{E} \\ \text{=} \end{array} + \begin{array}{c} \text{S} \\ \text{=} \end{array} + \begin{array}{c} \text{;} \\ \text{=} \end{array} + \begin{array}{c} \text{+} \\ \text{=} \end{array} \right) = \boxed{\text{YES}}$$

Keys [upper case]: ([YES])

$$\left( \begin{array}{c} \text{+} \\ \text{=} \end{array} + \begin{array}{c} \text{N} \\ \text{=} \end{array} + \begin{array}{c} \text{O} \\ \text{=} \end{array} + \begin{array}{c} \text{+} \\ \text{=} \end{array} \right) = \boxed{\text{NO}}$$

Keys [lower case]: (<no>)




#### → COLOFON

The body text in this specimen is set in  
Matriks Mono. The buttons in RTFM.

Copyright 2025 DesignIsFijn / Marcel van Deijl  
(aka EGO). All rights reserved.

250-001 / v4a / May 2025



HPixelstuff  
dotted by DesignIsFijn